

*PUTTING THE THIRD SECTOR ON THE STATISTICAL MAP OF EUROPE:
AN EU RESEARCH AND ACTION CONFERENCE*

Brussels, Belgium

June 1, 2015

**Experiences in measuring volunteering and
nonprofit institutions:
the Italian case**

Istat - Italian National Institute of Statistics

Department for Census and Administrative and Statistical Archives

Economic Census Division

Summary:

2011 Nonprofit Institutions Census

Implementation of the United Nations Handbook on Non-Profit Institutions in the System of National Accounts (2001)

2013 Multipurpose Survey on Households

Implementation of ILO Manual on the Measurement of Volunteer Work (2011)

Results: Data and statistics

Future strategy: Continuous Census

FOCUS

Measuring the Third sector in Italy

The Italian National Institute of Statistics has been committed to researching on Nonprofit sector since 90s:

- By realizing **Nonprofit Institutions Census**:
 - First edition: 1999
 - Second edition: 2001
 - Latest: 2011

2011 Census analyses several characteristics of the nonprofit sector, particularly focused on NPIs organizational structure, sector of activities and provided services, networking, human and economic resources, type of users, communication tools and fundraising methods.

- By producing **thematic surveys**:
 - Voluntary Organizations (latest 2003)
 - Social cooperatives (latest 2005)
 - Foundations (latest 2005)

2011 NPIs Census planning

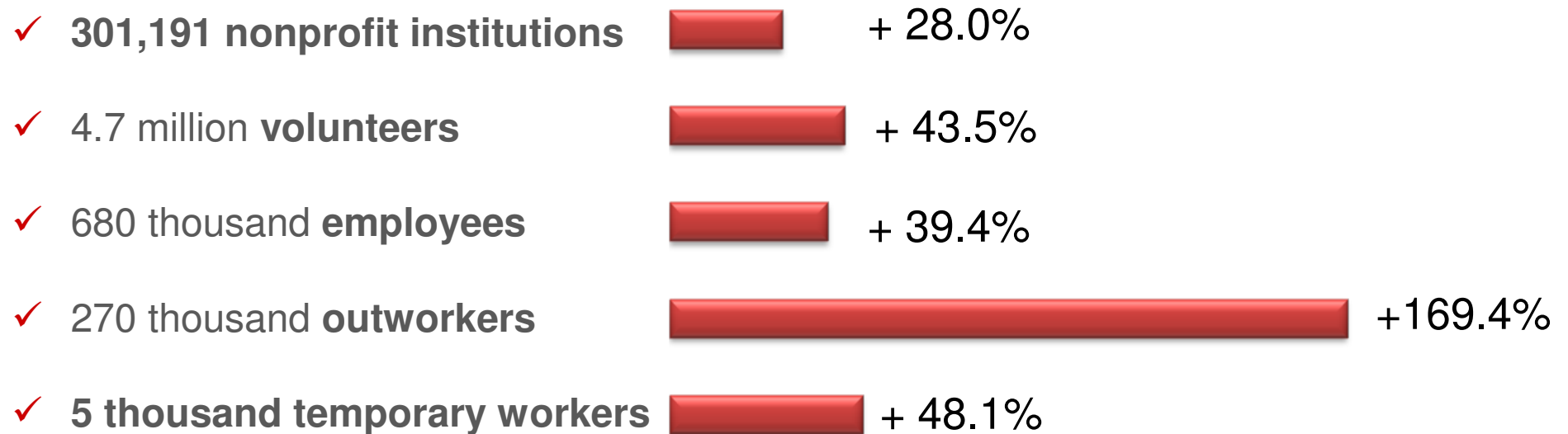


Adopting a Participatory approach
involving Umbrella organizations

Consultative Committee for
planning the 2011 Nonprofit
Institutions Census
Established in July 2008

Pilot survey
conducted in *October 2011*
Interviews to a small group of
target participants in order to
acquire information about
perceived time-cost of answering
the questionnaire, perceived
difficulty of the questions,
questionnaire editing

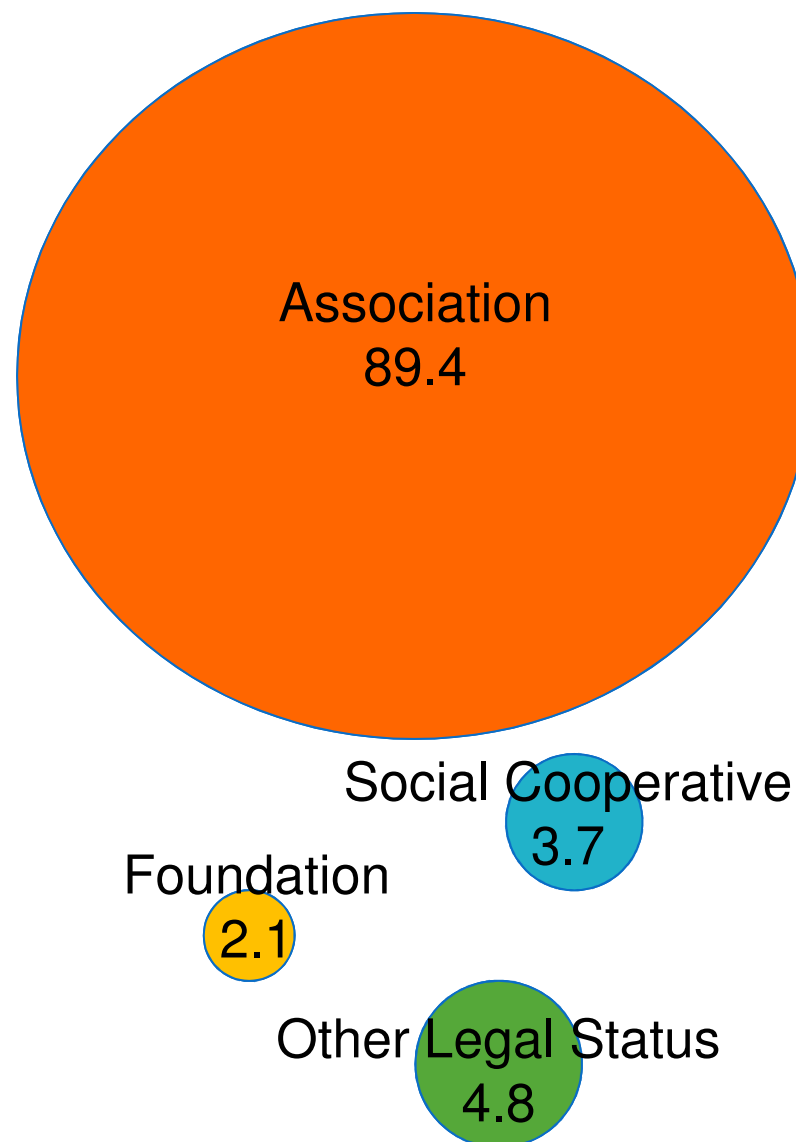
Dimensions of the nonprofit sector in Italy in 2011 and the trends since 2001



Legal Status – 2011 Census

NPIs by legal status – % Values

- The Italian nonprofit sector is mainly composed by **associations**:
 - Associations are **269,353** units
- Since 2001 the growth rates are:
 - **Foundations**: +102.1%
 - **Social cooperatives**: +98.5%
 - Other legal status: +76.8%
 - Associations: +23.4%



Sectors of activity (ICNPO) – 2011 Census

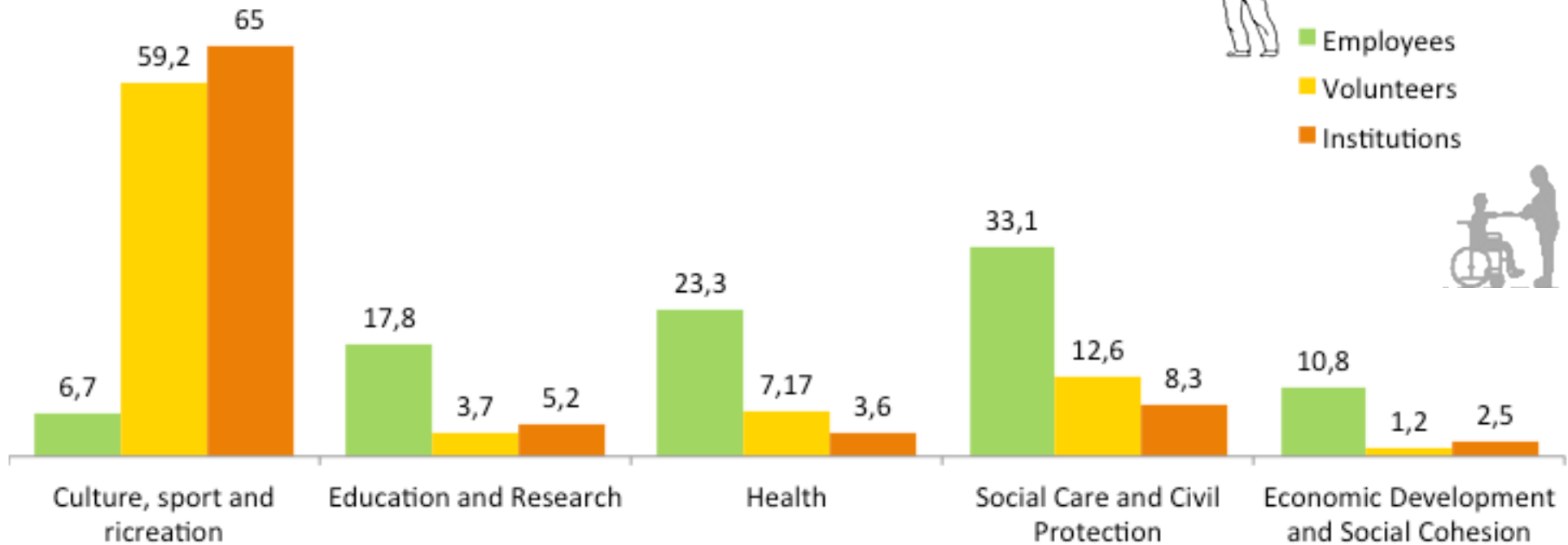
NPIs and Human Resources by ICNPO – % Values



UN Handbook



- Employees
- Volunteers
- Institutions



Other sectors collects: 8,3% of employees, 16,2% of volunteers and 15,4% of institutions

Nonprofit institutions by their economic behavior

NPIs by economic types – % variation 1999-2011

	Institutions	
ECONOMIC TYPES	%	Var. % 11/99
Market	30.6	+15.8
Non Market	69.4	+47.4
Mainly privately funded	86.1	+34.5
Mainly publicly funded	13.9	+46.7
Mutuals	38.2	+59.1
Public benefit	61.8	+24.8

- ✓ In National Accounts, **Output, Intermediate consumption and Compensation of employees** are estimated separately for *market* and *non-market* units by industry (NACE Rev.2).
- ✓ Since October 2014 data are based on the new European System of Accounts (ESA 2010).
- ✓ As for NPISHs, a separate set of non financial accounts is compiled (years 1995-2014).

The Data on volunteering

Since 1993 Yearly Multipurpose Household Survey: **Aspects of daily life**

- Data on participation in voluntary activities and other forms of association

Since 1998 Multipurpose survey **Household and social subjects**

- Data on informal help given to individuals: free help given to people (relatives or not) who do not live in the same household over the last 4 weeks

2013 Multipurpose Survey on Households '**Aspects of daily life**'

ILO module

The economic value of volunteer work

- ✓ Number of volunteers (organization-based/direct)
- ✓ Type of work performed (i.e, occupation - ISCO08)
- ✓ Number of hours volunteered
- ✓ Institutional setting of the work performed
- ✓ Field in which the volunteer work is performed (ICNPO)

The social value

- Reasons to volunteer
- Personal Impact of volunteering
- Multi membership
- Years of volunteering



Towards the satellite account on volunteer work



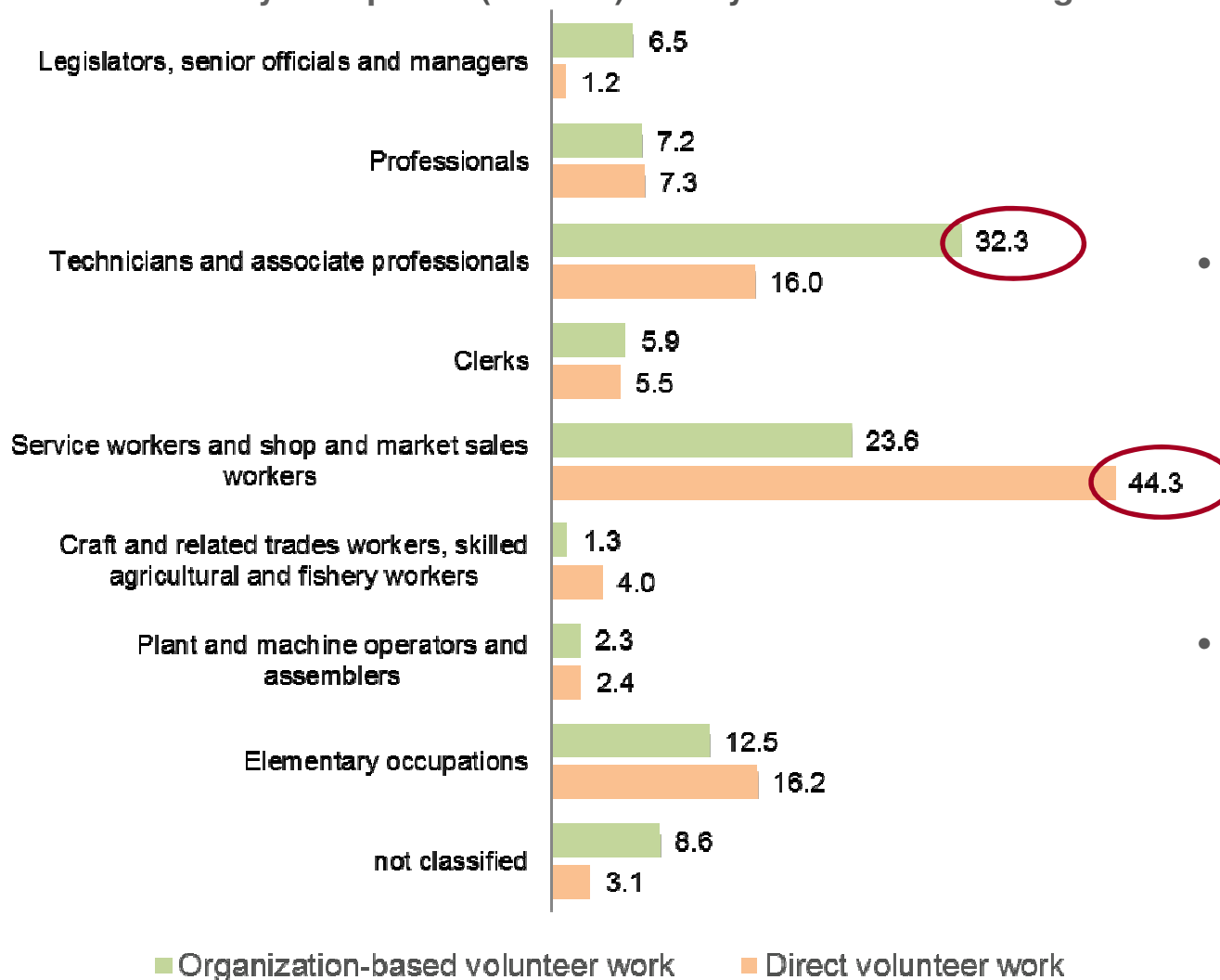
ILO module

In 2013:

- Total volunteer rate **12.6%**:
6.63 million people offer their time for others
- Organization-based volunteer rate **7.9%**:
4.14 million citizens carry out their activities in a group or organization
- Direct volunteer rate **5.8%**:
3 million commit themselves directly
- Total number of hours volunteered in 4 weeks (on average) is **19 hours**

The type of work performed by the volunteers

Volunteers by occupation (ISCO08) and by institutional setting – % values



ILO module

- Organization-based volunteer work is more diversified and qualified, from a professional point of view.
- The direct volunteer work is more concentrated on professional activities that concern personal services

Third sector and future perspective

Work in progress

- Creation of the Nonprofit Institutions Register
 - ✓ Structural characteristics of NPIs
 - ✓ To be updated every year

- Design of Nonprofit Institutions thematic Survey:
 - ✓ Sampling survey
 - ✓ Specific topics
 - ✓ To be administered every two years

Creation of the 2015 Consultative Committee for planning and organizing the Nonprofit Institutions thematic surveys involving stakeholders, researchers, scholars and experts

- Creation of NPIs Satellite Accounts: estimation of further Indicators

Integration of a picture of volunteer work

2011 NPIs Census

2013 Unpaid activities

2014 National Accounts

Data Warehouse

✓ Structure

✓ Human and economic resources

✓ Sector of activity – ICNPO

✓ Territory

✓ Hours unpaid activities

✓ Age class

✓ Gender

✓ Total output of Non-profit institutions serving Households

IndustryServicesCensus | use the data warehouse to tailor your dataset

Login | Versione italiana | Contact us | User Guide | Home

Search >> [Getting Started](#)

2011 Non Profit Institutions

Sector of activity (ICNPO), legal form and size class of persons employed - Data until municipal level

Customise Export Draw chart My queries

Type of unit: non profit institution

Nonprofit sector of activity-ICNPO: all items

Legal form: totale

Size class of persons employed: total

Year: 2011

Data type	number of active units ⁱ	number of persons employed ⁱ	number of outworkers ⁱ	number of temporary workers	number of volunteers
Territory					
Italy	301 191	680 811	270 769	5 544	4 758 622
Nord-ovest	82 883	245 862	80 664	2 107	1 406 415
Piemonte	25 962	59 057	20 303	390	416 962
Torino	11 099	30 251	13 577	238	178 184
Vercelli	1 270	4 053	557	10	25 412
Novara	2 153	3 752	1 116	16	32 395
Cuneo	4 572	6 558	2 044	51	73 082
Asti	1 450	2 139	669	7	21 492
Alessandria	2 633	7 130	1 174	37	42 855
Biella	1 448	3 727	706	21	21 068
Verbano-Cusio-Ossola	1 337	1 447	460	10	22 474
Valle d'Aosta / Vallée d'Aoste	1 319	2 113	598	24	18 692
Valle d'Aosta / Vallée d'Aoste	1 319	2 113	598	24	18 692
Liguria	9 461	18 898	5 982	100	156 865
Imperia	1 372	1 969	623	5	20 655
Savona	1 845	3 399	641	16	31 229
Genova	4 857	11 626	4 060	73	83 746
La Spezia	1 386	1 904	638	6	21 235
Lombardia	46 141	165 794	53 801	1 593	813 896

Release: 01/2011 | data-warehouse-technical-info | Privacy Policy

Login | Versione italiana | Contact us | Site Map | User Guide | Home

***Thank you
for your attention***

Stefania Della Queva dellaqueva@istat.it

Chiara Orsini chorsini@istat.it

Istat – Italian National Institute of Statistics